



KONICA MINOLTA

REGIUS C-Plate

for general radiography

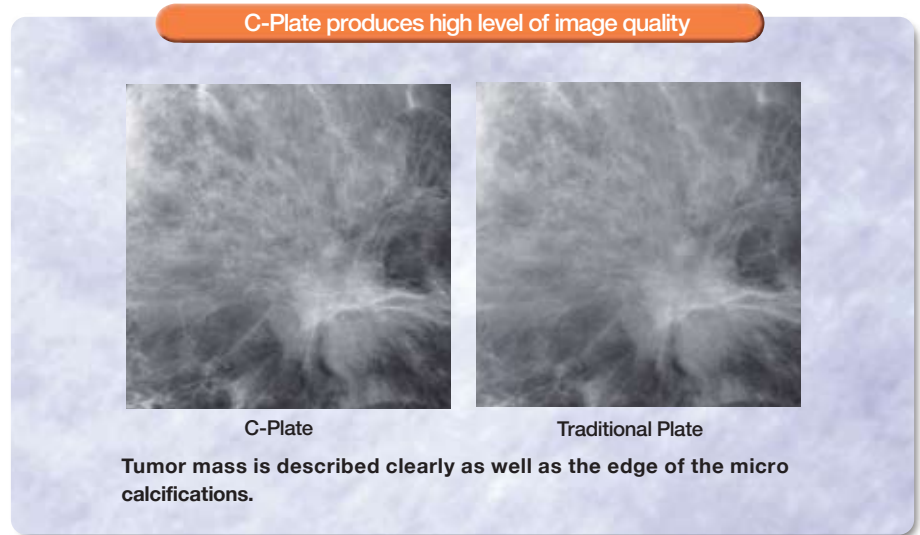


CR Value with
DR Performance

The essentials of imaging

The **REGIUS C-PLATE** is a newly designed detector delivering cassette based superior image quality for reduced dose imaging applications.

- High resolution allows for the clear recognition of anatomical edges such as vascular or lung markings, trabeculae bone details and other fine structures.
- Improved granularity allows for anatomical structures such as heart shadows, atelectasis, pneumo thorax, and free air in the chest or abdomen to be observed more clearly.
- Durable plate technology provides for a long product lifetime.




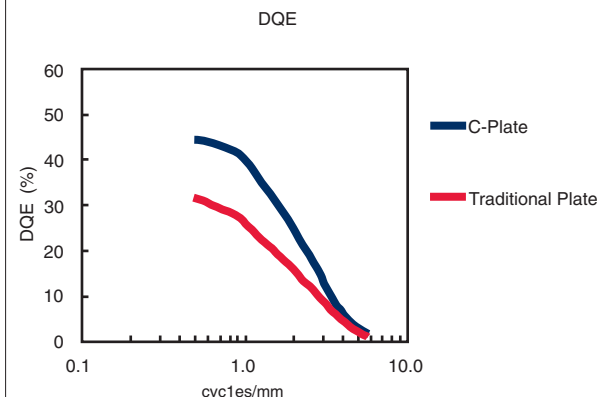
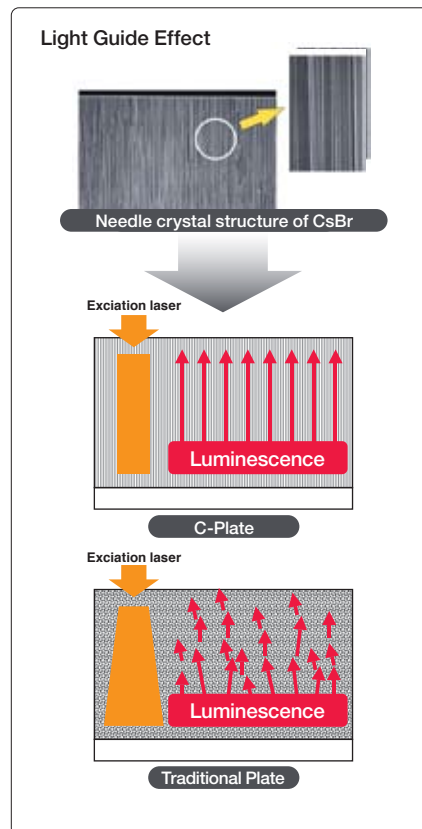
Superior image quality rendering excellent sharpness with minimal image granularity

- Improved image sharpness due to specialized phosphor structure producing a "light guide effect".
- New detector technology offers excellent X-ray absorption across full range of diagnostic X-ray energies
- High efficiency phosphor improves image quality while minimizing exposure dose to patient

Available Sizes

18 x 24 cm - 8 x 10"

24 x 30 cm - 10 x 12"



KONICA MINOLTA

KONICA MINOLTA MEDICAL IMAGING USA, INC.
 411 NEWARK POMPTON TURNPIKE
 WAYNE, NJ 07470
 TEL: (973) 633-1500 FAX: (973) 523-7408
 WEBSITE: medical.konicaminolta.us