

Exa® PACS/RIS

Feature Summary

Configuring Service Facilities

©2023 Konica Minolta Healthcare Americas, Inc.

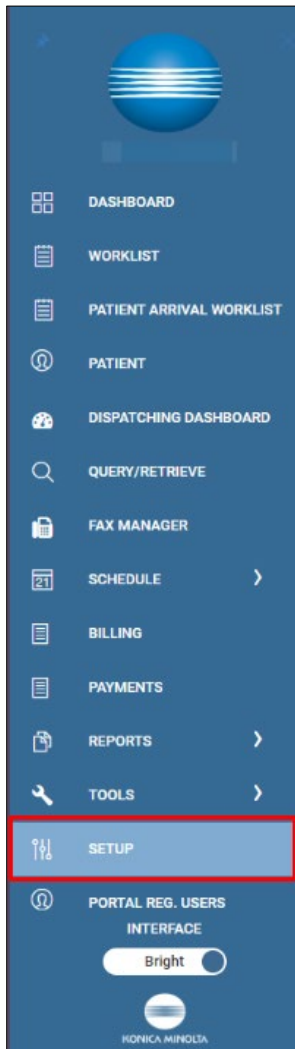
Contents

Setting up a New Service Facility	3
What is a Service Facility	4
Hide Inactive.....	4
Add a new Service Facility	4

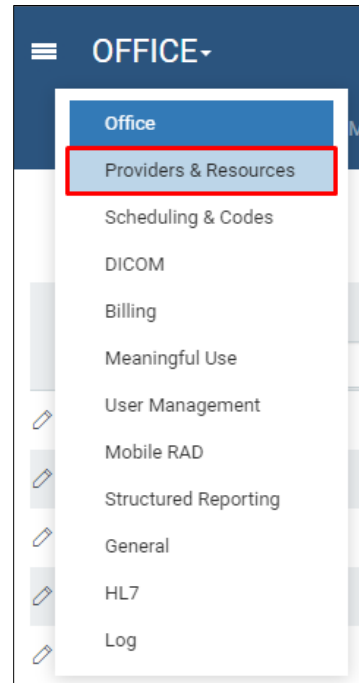
Open providers and resources

Select **Burger** > **Setup** > **Office** > **Providers & Resources**.

Select **Burger** > **Setup**...



...**OFFICE** > **Providers & Resources**

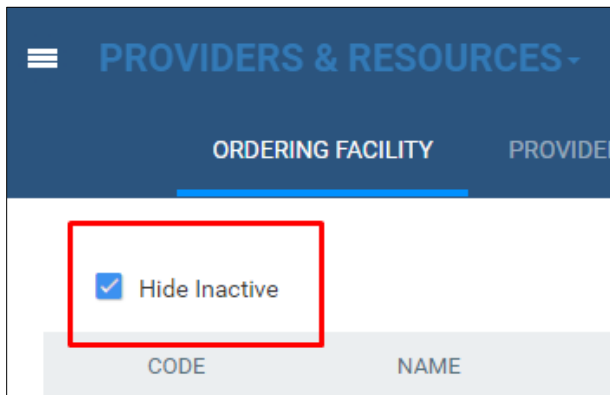


What is a service facility?

Service facility refers to the location or entity where services are provided to the patient. The service facility information is included on the claim form (Box 32 of the CMS 1500 Form) and facilitates processing and reimbursement by the insurance company or responsible party.

Hide Inactive

You can make service facilities inactive. Exa PACS/RIS hides inactive facilities by default, but you can clear the **Hide Inactive** checkbox in the upper left of the screen to show them.



Add a new service facility

Exa PACS/RIS complies with CMS rules and regulations, and we recommend not to include special characters in any of the fields shown below.

Box 1

- Default POS Map: Type of Point of Service for the Facility
- Medicare Provider No.: This is where the Ptan (Provider Transaction Access number) goes
- CLAI No.: If applicable, this refers to the unique 10-digit alphanumeric Laboratory Number.
- Notes: These are Internal

Box 2.

Some fields in Box 2 are optional, but we recommend filling in the following fields.

- NPI (National Provider Identifier): A unique 10-digit identification number issued to healthcare providers in the U.S. by the Centers for Medicare and Medicaid Services (CMS)
- Tax ID: The government-provided number that can be used in the US as a unique identifier when interacting with the IRS
- Taxonomy: Not required by all insurances
- Fee schedules: Can be assigned to facilities in this field

Use the Contact Information box when Mobile Billing is activated.