

Symmetry Mini PACS

Feature Summary

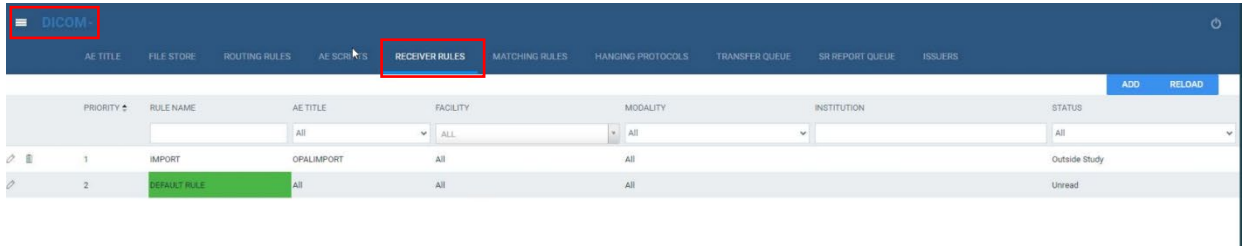
Change Status of Received Studies

©2023 Konica Minolta Healthcare Americas, Inc.


Configure the status of received studies

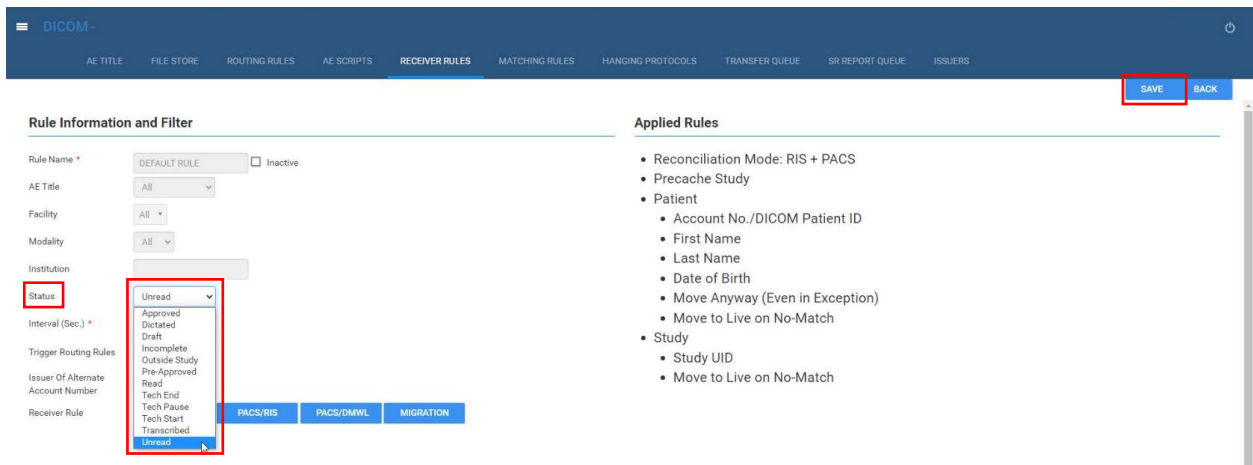
By default, studies that Symmetry Mini PACS receives are in the Incomplete status, but you can automatically assign a different status.

1. On the navigation menu , select **SETUP > DICOM > RECEIVER RULES**.



PRIORITY	RULE NAME	AE TITLE	FACILITY	MODALITY	INSTITUTION	STATUS
1	IMPORT	OPALIMPORT	All	All		Outside Study
2	DEFAULT RULE	All	All	All		Unread

2. Select the pencil  icon to edit the receiver rule.
3. On the **STATUS** dropdown list, select the status to assign to received studies.



Rule Information and Filter

Rule Name * Inactive

AE Title

Facility

Modality

Institution

Status

Interval (Sec.) *

Trigger Routing Rules

Issuer Of Alternate Account Number

Receiver Rule

Applied Rules

- Reconciliation Mode: RIS + PACS
- Precache Study
- Patient
 - Account No./DICOM Patient ID
 - First Name
 - Last Name
 - Date of Birth
 - Move Anyway (Even in Exception)
 - Move to Live on No-Match
- Study
 - Study UID
 - Move to Live on No-Match

4. Select **SAVE**.